

STATEMENT OF APPROPRIATIONS, ALLOTMENTS, OBLIGATIONS, DISBURSEMENTS AND BALANCES
As at the Quarter Ending September 30, 2020

Department : Department of Environment and Natural Resources (DENR)

Agency/Entity : Mines and Geo-Sciences Bureau

Operating Unit : Regional Office - IX

Organization Code : 10 003 0300009

Fund Cluster : 01 Regular Agency Fund

X	Current Year Appropriations
	Supplemental
	Continuing Appropriations

(e.g. UACS Fund Cluster: 01-Regular Agency Fund, 02-Foreign Assisted Projects Fund, 03-Special Account-Locally Funded/Domestic Grants Fund, and 04-Special Account-Foreign Assisted/Foreign Grants Fund)

Particulars	UACS CODE	Appropriations		Allotments					Current Year Obligations					Current Year Disbursements					Balances				
		Authorized Appropriations	Adjustments (Transfer To/From, Modifications/)	Adjusted Appropriations	Allotments Received	Adjustments (Reductions, Modifications/ Augmentations)	Transfer From	Adjusted Total Allotments	1st Quarter Ending March 31	2nd Quarter Ending June 30	3rd Quarter Ending Sept. 30	4th Quarter Ending Dec. 31	TOTAL	1st Quarter Ending March 31	2nd Quarter Ending June 30	3rd Quarter Ending Sept. 30	4th Quarter Ending Dec. 31	TOTAL	Unreleased Appro	Unobligated Allotments	Unpaid Obligations (15-20)=(23+24)		
																					Due and Demandable	Not Yet Due and Demandable	
1	2	3	4	5=(3+4)	6	7	8	9	10=[(6+(-7))-8+9]	11	12	13	14	15=(11+12+13+14)	16	17	18	19	20=(16+17+18+19)	21	22	23	24
I. Agency Specific Budget		51,457,000.00	2,426,793.00	53,883,793.00	49,341,076.00	0.00		4,542,717.00	53,883,793.00	15,458,579.09	10,785,833.15	12,242,830.85	0.00	38,487,243.09	13,684,773.48	11,736,974.69	11,220,957.99	0.00	36,642,706.17	0.00	15,396,549.91	0.00	1,844,536.92
General Administration and Support	1000000000	16,932,000.00	139,073.34	17,071,073.34	16,884,700.00	0.00		186,373.34	17,071,073.34	4,856,475.36	2,819,185.99	2,675,877.68	0.00	10,351,539.03	4,151,742.72	3,143,059.90	2,433,653.21	0.00	9,728,455.83	0.00	6,719,534.31	0.00	623,083.20
General Management and Supervision	1000001000	15,231,000.00	139,073.34	15,370,073.34	15,183,700.00	0.00		186,373.34	15,370,073.34	3,989,098.19	2,564,795.25	2,675,877.68	0.00	9,229,771.12	3,284,365.55	2,888,669.16	2,433,653.21	0.00	8,606,687.92	0.00	6,140,302.22	0.00	623,083.20
PS		12,504,000.00	73,050.00	12,577,050.00	12,504,000.00	0.00		73,050.00	12,577,050.00	3,000,156.77	2,180,875.00	2,062,221.78	0.00	7,243,253.55	2,295,424.13	2,504,748.91	2,061,028.31	0.00	6,861,201.35	0.00	5,333,796.45	0.00	382,052.20
MOOE		2,727,000.00	66,023.34	2,793,023.34	2,679,700.00	0.00		113,323.34	2,793,023.34	988,941.42	383,920.25	613,655.90	0.00	1,986,517.57	988,941.42	383,920.25	372,624.90	0.00	1,745,486.57	0.00	806,505.77	0.00	241,031.00
Administration of Personnel Benefits	1000001000	1,701,000.00	0.00	1,701,000.00	1,701,000.00	0.00		0.00	1,701,000.00	867,377.17	254,390.74	0.00	0.00	1,121,767.91	867,377.17	254,390.74	0.00	0.00	0.00	579,232.09	0.00	0.00	0.00
PS		1,701,000.00	0.00	1,701,000.00	1,701,000.00	0.00		0.00	1,701,000.00	867,377.17	254,390.74	0.00	0.00	1,121,767.91	867,377.17	254,390.74	0.00	0.00	0.00	579,232.09	0.00	0.00	0.00
Sub-Total, General Administration and Support		16,932,000.00	139,073.34	17,071,073.34	16,884,700.00	0.00		186,373.34	17,071,073.34	4,856,475.36	2,819,185.99	2,675,877.68	0.00	10,351,539.03	4,151,742.72	3,143,059.90	2,433,653.21	0.00	9,728,455.83	0.00	6,719,534.31	0.00	623,083.20
PS		14,205,000.00	73,050.00	14,278,050.00	14,205,000.00	0.00		73,050.00	14,278,050.00	3,867,533.94	2,435,265.74	2,062,221.78	0.00	8,365,021.46	3,162,801.30	2,759,139.65	2,061,028.31	0.00	7,982,969.26	0.00	5,913,028.54	0.00	382,052.20
MOOE		2,727,000.00	66,023.34	2,793,023.34	2,679,700.00	0.00		113,323.34	2,793,023.34	988,941.42	383,920.25	613,655.90	0.00	1,986,517.57	988,941.42	383,920.25	372,624.90	0.00	1,745,486.57	0.00	806,505.77	0.00	241,031.00
FinEx (if Applicable)		0.00	0.00	0.00	0.00	0.00		0.00	0.00	0.00	0.00	0.00	0.00	0.00	0.00	0.00	0.00	0.00	0.00	0.00	0.00	0.00	0.00
CO		0.00	0.00	0.00	0.00	0.00		0.00	0.00	0.00	0.00	0.00	0.00	0.00	0.00	0.00	0.00	0.00	0.00	0.00	0.00	0.00	0.00
Support to Operations	2000000000	0.00	2,093,212.00	2,093,212.00	0.00	0.00		2,093,212.00	2,093,212.00	422,470.97	398,911.50	657,576.44	0.00	1,478,958.91	422,470.97	398,911.50	591,934.88	0.00	1,413,317.35	0.00	614,253.09	0.00	65,641.56
Planning and Policy Formulation	2000001000	0.00	2,093,212.00	2,093,212.00	0.00	0.00		2,093,212.00	2,093,212.00	422,470.97	398,911.50	657,576.44	0.00	1,478,958.91	422,470.97	398,911.50	591,934.88	0.00	1,413,317.35	0.00	614,253.09	0.00	65,641.56
MOOE		0.00	1,963,932.00	1,963,932.00	0.00	0.00		1,963,932.00	1,963,932.00	293,190.97	398,911.50	657,576.44	0.00	1,349,678.91	293,190.97	398,911.50	591,934.88	0.00	1,284,037.35	0.00	614,253.09	0.00	65,641.56
CO		0.00	129,280.00	129,280.00	0.00	0.00		129,280.00	129,280.00	129,280.00	0.00	0.00	0.00	129,280.00	129,280.00	0.00	0.00	0.00	129,280.00	0.00	0.00	0.00	0.00
Sub-Total, Support to Operations		0.00	2,093,212.00	2,093,212.00	0.00	0.00		2,093,212.00	2,093,212.00	422,470.97	398,911.50	657,576.44	0.00	1,478,958.91	422,470.97	398,911.50	591,934.88	0.00	1,413,317.35	0.00	614,253.09	0.00	65,641.56
PS		0.00	0.00	0.00	0.00	0.00		0.00	0.00	0.00	0.00	0.00	0.00	0.00	0.00	0.00	0.00	0.00	0.00	0.00	0.00	0.00	0.00
MOOE		0.00	1,963,932.00	1,963,932.00	0.00	0.00		1,963,932.00	1,963,932.00	293,190.97	398,911.50	657,576.44	0.00	1,349,678.91	293,190.97	398,911.50	591,934.88	0.00	1,284,037.35	0.00	614,253.09	0.00	65,641.56
FinEx (if Applicable)		0.00	0.00	0.00	0.00	0.00		0.00	0.00	0.00	0.00	0.00	0.00	0.00	0.00	0.00	0.00	0.00	0.00	0.00	0.00	0.00	0.00
CO		0.00	129,280.00	129,280.00	0.00	0.00		129,280.00	129,280.00	129,280.00	0.00	0.00	0.00	129,280.00	129,280.00	0.00	0.00	0.00	129,280.00	0.00	0.00	0.00	0.00
Operations	3000000000	34,525,000.00	194,507.66	34,719,507.66	32,456,376.00	0.00		2,263,131.66	34,719,507.66	10,179,632.76	7,567,735.66	8,909,376.73	0.00	26,656,745.15	9,110,559.80	8,195,003.29	8,195,369.90	0.00	25,500,932.99	0.00	8,062,762.51	0.00	1,155,812.16
Office Natural Resources Sustainability Management		15,058,000.00	328,061.90	15,386,061.90	14,898,569.00	0.00		487,492.90	15,386,061.90	4,020,696.93	3,942,258.84	3,396,861.68	0.00	11,359,817.45	3,310,415.87	4,361,378.29	3,271,556.43	0.00	10,943,350.59	0.00	4,026,244.45	0.00	416,466.86
MINERAL RESOURCES ENFORCEMENT AND REGULATORY PROGRAM		14,864,000.00	(105,043.10)	14,758,956.90	14,742,019.00	0.00		16,937.90	14,758,956.90	4,020,696.93	3,429,704.52	3,365,231.68	0.00	10,815,633.13	3,310,415.87	3,848,823.97	3,271,556.43	0.00	10,430,796.27	0.00	3,943,323.77	0.00	384,836.86
Mineral Regulation Services	3101001000	14,864,000.00	(105,043.10)	14,758,956.90	14,742,019.00	0.00		16,937.90	14,758,956.90	4,020,696.93	3,429,704.52	3,365,231.68	0.00	10,815,633.13	3,310,415.87	3,848,823.97	3,271,556.43	0.00	10,430,796.27	0.00	3,943,323.77	0.00	384,836.86
PS		14,034,000.00	0.00	14,034,000.00	14,034,000.00	0.00		0.00	14,034,000.00	3,983,212.93	3,166,899.66	3,127,265.82	0.00	10,277,378.41	3,272,931.87	3,586,019.11	3,121,190.57	0.00	9,980,141.55	0.00	3,756,621.59	0.00	297,236.86
MOOE		830,000.00	(105,043.10)	724,956.90	708,019.00	0.00		16,937.90	724,956.90	37,484.00	262,804.86	237,965.86	0.00	538,254.72	37,484.00	262,804.86	150,365.86	0.00	450,654.72	0.00	186,702.18	0.00	87,600.00

This report was generated using the Unified Reporting System on 04/11/2020 05:56 version.FAR1.1.5 ; Status : SUBMITTED

Department : Department of Environment and Natural Resources (DENR)
 Agency/Entity : Mines and Geo-Sciences Bureau
 Operating Unit : Regional Office - IX
 Organization Code : 10 003 0300009
 Fund Cluster : 01 Regular Agency Fund
 (e.g. UACS Fund Cluster: 01-Regular Agency Fund, 02-Foreign Assisted Projects Fund, 03-Special Account-Locally Funded/Domestic Grants Fund, and 04-Special Account-Foreign Assisted/Foreign Grants Fund)


<input checked="" type="checkbox"/>	Current Year
<input type="checkbox"/>	Supplemental
<input type="checkbox"/>	Continuing Appropriations


Particulars	UACS CODE	Appropriations			Allotments				Current Year Obligations					Current Year Disbursements				Balances					
		Authorized Appropriations	(Transfer To/From, Modifications)	Adjusted Appropriations	Allotments Received	Adjustments (Reductions, Modifications/ Augmentations)	Transfer From	Adjusted Total Allotments	1st Quarter Ending March 31	2nd Quarter Ending June 30	3rd Quarter Ending Sept. 30	4th Quarter Ending Dec. 31	TOTAL	1st Quarter Ending March 31	2nd Quarter Ending June 30	3rd Quarter Ending Sept. 30	4th Quarter Ending Dec. 31	TOTAL	Unreleased Appro	Unobligated Allotments	Unpaid Obligations (15-20)=(23+24)		
																					Due and Demandable	Not Yet Due and Demandable	
1	2	3	4	5=(3+4)	6	7	8	9	10=[(6+(-7))-8+9]	11	12	13	14	15=[(11+12+13+14)]	16	17	18	19	20=[(16+17+18+19)]	21	22	23	24
MINERAL RESOURCES AND GEOSCIENCES DEVELOPMENT		194,000.00	433,105.00	627,105.00	156,550.00	0.00		470,555.00	627,105.00	0.00	512,554.32	31,630.00	0.00	544,184.32	0.00	512,554.32	0.00	0.00	512,554.32	0.00	82,920.68	0.00	31,630.00
Mineral Resources Development	3102001000 01000	194,000.00	433,105.00	627,105.00	156,550.00	0.00		470,555.00	627,105.00	0.00	512,554.32	31,630.00	0.00	544,184.32	0.00	512,554.32	0.00	0.00	512,554.32	0.00	82,920.68	0.00	31,630.00
MOOE		194,000.00	433,105.00	627,105.00	156,550.00	0.00		470,555.00	627,105.00	0.00	512,554.32	31,630.00	0.00	544,184.32	0.00	512,554.32	0.00	0.00	512,554.32	0.00	82,920.68	0.00	31,630.00
CO - Adaptive Capacities of Human Communities and Natural Systems Improved		19,467,000.00	(133,554.24)	19,333,445.76	17,557,807.00	0.00		1,775,638.76	19,333,445.76	6,158,935.83	3,625,476.82	5,512,515.05	0.00	15,296,927.70	5,800,143.93	3,833,625.00	4,923,813.47	0.00	14,557,582.40	0.00	4,036,518.06	0.00	739,345.30
GEOLOGICAL RISK REDUCTION AND RESILIENCY PROGRAM		19,467,000.00	(133,554.24)	19,333,445.76	17,557,807.00	0.00		1,775,638.76	19,333,445.76	6,158,935.83	3,625,476.82	5,512,515.05	0.00	15,296,927.70	5,800,143.93	3,833,625.00	4,923,813.47	0.00	14,557,582.40	0.00	4,036,518.06	0.00	739,345.30
Geological Assessment for Risk Reduction and Resiliency	3203001000 01000	19,467,000.00	(133,554.24)	19,333,445.76	17,557,807.00	0.00		1,775,638.76	19,333,445.76	6,158,935.83	3,625,476.82	5,512,515.05	0.00	15,296,927.70	5,800,143.93	3,833,625.00	4,923,813.47	0.00	14,557,582.40	0.00	4,036,518.06	0.00	739,345.30
PS		5,831,000.00	0.00	5,831,000.00	5,831,000.00	0.00		0.00	5,831,000.00	2,015,361.99	1,499,311.14	1,584,910.14	0.00	5,099,583.27	1,656,570.09	1,707,459.32	1,591,207.74	0.00	4,955,237.15	0.00	731,418.73	0.00	144,346.12
MOOE		13,636,000.00	(133,554.24)	13,502,445.76	11,726,807.00	0.00		1,775,638.76	13,502,445.76	4,143,573.84	2,126,165.68	3,927,604.91	0.00	10,197,344.43	4,143,573.84	2,126,165.68	3,332,605.73	0.00	9,602,345.25	0.00	3,305,101.33	0.00	594,999.18
Sub-Total, Operations		34,525,000.00	194,507.66	34,719,507.66	32,456,376.00	0.00		2,263,131.66	34,719,507.66	10,179,632.76	7,567,735.66	8,909,376.73	0.00	26,656,745.15	9,110,559.80	8,195,003.29	8,195,369.90	0.00	25,500,932.99	0.00	8,062,762.51	0.00	1,155,812.16
PS		19,865,000.00	0.00	19,865,000.00	19,865,000.00	0.00		0.00	19,865,000.00	5,998,574.92	4,666,210.80	4,712,175.96	0.00	15,376,961.68	4,929,501.96	5,293,478.43	4,712,398.31	0.00	14,935,378.70	0.00	4,488,038.32	0.00	441,582.98
MOOE		14,660,000.00	194,507.66	14,854,507.66	12,591,376.00	0.00		2,263,131.66	14,854,507.66	4,181,057.84	2,901,524.86	4,197,200.77	0.00	11,279,783.47	4,181,057.84	2,901,524.86	3,482,971.59	0.00	10,565,554.29	0.00	3,574,724.19	0.00	714,229.18
FinEx (if Applicable)		0.00	0.00	0.00	0.00	0.00		0.00	0.00	0.00	0.00	0.00	0.00	0.00	0.00	0.00	0.00	0.00	0.00	0.00	0.00	0.00	0.00
CO		0.00	0.00	0.00	0.00	0.00		0.00	0.00	0.00	0.00	0.00	0.00	0.00	0.00	0.00	0.00	0.00	0.00	0.00	0.00	0.00	0.00
Sub-Total, I. Agency Specific Budget		51,457,000.00	2,426,793.00	53,883,793.00	49,341,076.00	0.00		4,542,717.00	53,883,793.00	15,458,579.09	10,785,833.15	12,242,830.85	0.00	38,487,243.09	13,684,773.49	11,736,974.69	11,220,957.99	0.00	36,642,706.17	0.00	15,396,549.91	0.00	1,844,536.92
PS		34,070,000.00	73,050.00	34,143,050.00	34,070,000.00	0.00		73,050.00	34,143,050.00	9,866,108.86	7,101,476.54	6,774,397.74	0.00	23,741,983.14	8,092,303.26	8,052,618.08	6,773,426.62	0.00	22,918,347.96	0.00	10,401,066.86	0.00	823,635.18
MOOE		17,387,000.00	2,224,463.00	19,611,463.00	15,271,076.00	0.00		4,340,387.00	19,611,463.00	5,463,190.23	3,684,356.61	5,468,433.11	0.00	14,615,979.95	5,463,190.23	3,684,356.61	4,447,531.37	0.00	13,595,078.21	0.00	4,995,483.05	0.00	1,020,901.74
FinEx (if Applicable)		0.00	0.00	0.00	0.00	0.00		0.00	0.00	0.00	0.00	0.00	0.00	0.00	0.00	0.00	0.00	0.00	0.00	0.00	0.00	0.00	0.00
CO		0.00	129,280.00	129,280.00	0.00	0.00		129,280.00	129,280.00	129,280.00	0.00	0.00	0.00	129,280.00	129,280.00	0.00	0.00	0.00	129,280.00	0.00	0.00	0.00	0.00
II. Automatic Appropriations		3,027,000.00	(2,246,448.00)	780,552.00	3,027,000.00	(2,270,448.00)		24,000.00	780,552.00	464,441.76	0.00	242,834.52	0.00	707,276.28	464,441.76	0.00	242,834.52	0.00	707,276.28	0.00	73,275.72	0.00	0.00
Specific Budgets of National Government Agencies		3,027,000.00	(2,246,448.00)	780,552.00	3,027,000.00	(2,270,448.00)		24,000.00	780,552.00	464,441.76	0.00	242,834.52	0.00	707,276.28	464,441.76	0.00	242,834.52	0.00	707,276.28	0.00	73,275.72	0.00	0.00
Retirement and Life Insurance Premiums		3,027,000.00	(2,246,448.00)	780,552.00	3,027,000.00	(2,270,448.00)		24,000.00	780,552.00	464,441.76	0.00	242,834.52	0.00	707,276.28	464,441.76	0.00	242,834.52	0.00	707,276.28	0.00	73,275.72	0.00	0.00
PS		3,027,000.00	(2,246,448.00)	780,552.00	3,027,000.00	(2,270,448.00)		24,000.00	780,552.00	464,441.76	0.00	242,834.52	0.00	707,276.28	464,441.76	0.00	242,834.52	0.00	707,276.28	0.00	73,275.72	0.00	0.00
Sub-total II. Automatic Appropriations		3,027,000.00	(2,246,448.00)	780,552.00	3,027,000.00	(2,270,448.00)		24,000.00	780,552.00	464,441.76	0.00	242,834.52	0.00	707,276.28	464,441.76	0.00	242,834.52	0.00	707,276.28	0.00	73,275.72	0.00	0.00
PS		3,027,000.00	(2,246,448.00)	780,552.00	3,027,000.00	(2,270,448.00)		24,000.00	780,552.00	464,441.76	0.00	242,834.52	0.00	707,276.28	464,441.76	0.00	242,834.52	0.00	707,276.28	0.00	73,275.72	0.00	0.00
MOOE		0.00	0.00	0.00	0.00	0.00		0.00	0.00	0.00	0.00	0.00	0.00	0.00	0.00	0.00	0.00	0.00	0.00	0.00	0.00	0.00	0.00
FinEx		0.00	0.00	0.00	0.00	0.00		0.00	0.00	0.00	0.00	0.00	0.00	0.00	0.00	0.00	0.00	0.00	0.00	0.00	0.00	0.00	0.00
CO		0.00	0.00	0.00	0.00	0.00		0.00	0.00	0.00	0.00	0.00	0.00	0.00	0.00	0.00	0.00	0.00	0.00	0.00	0.00	0.00	0.00
III. Special Purpose Fund		0.00	934,000.00	934,000.00	0.00	0.00		934,000.00	934,000.00	254,180.15	204,594.34	217,430.48	0.00	676,204.97	254,180.15	204,594.34	217,430.48	0.00	676,204.97	0.00	257,795.03	0.00	0.00
Miscellaneous Personnel Benefits Fund		0.00	934,000.00	934,000.00	0.00	0.00		934,000.00	934,000.00	254,180.15	204,594.34	217,430.48	0.00	676,204.97	254,180.15	204,594.34	217,430.48	0.00	676,204.97	0.00	257,795.03	0.00	0.00
PS		0.00	934,000.00	934,000.00	0.00	0.00		934,000.00	934,000.00	254,180.15	204,594.34	217,430.48	0.00	676,204.97	254,180.15	204,594.34	217,430.48	0.00	676,204.97	0.00	257,795.03	0.00	0.00


Department : Department of Environment and Natural Resources (DENR)
 Agency/Entity : Mines and Geo-Sciences Bureau
 Operating Unit : Regional Office - IX
 Organization Code : 10 003 0300009
 Fund Cluster : 01 Regular Agency Fund
 (e.g. UACS Fund Cluster: 01-Regular Agency Fund, 02-Foreign Assisted Projects Fund, 03-Special Account-Locally Funded/Domestic Grants Fund, and 04-Special Account-Foreign Assisted/Foreign Grants Fund)

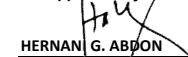
X	Current Year
	Supplemental
	Continuing Appropriations

Particulars	UACS CODE	Appropriations			Allotments				Current Year Obligations					Current Year Disbursements				Balances				
		Authorized Appropriations	(Transfer To/From, Modifications)	Adjusted Appropriations	Allotments Received	Adjustments (Reductions, Modifications/ Augmentations)	Transfer From	Adjusted Total Allotments	1st Quarter Ending March 31	2nd Quarter Ending June 30	3rd Quarter Ending Sept. 30	4th Quarter Ending Dec. 31	TOTAL	1st Quarter Ending March 31	2nd Quarter Ending June 30	3rd Quarter Ending Sept. 30	4th Quarter Ending Dec. 31	TOTAL	Unreleased Appro	Unobligated Allotments	Unpaid Obligations (15-20)=(23+24)	
																					Due and Demandable	Not Yet Due and Demandable
1	2	3	4	5=(3+4)	6	7	9	10=[(6+(-)7)-8+9]	11	12	13	14	15=(11+12+13+14)	16	17	18	19	20=(16+17+18+19)	21	22	23	24
Sub-Total III. Special Purpose Fund		0.00	934,000.00	934,000.00	0.00	0.00	934,000.00	934,000.00	254,180.15	204,594.34	217,430.48	0.00	676,204.97	254,180.15	204,594.34	217,430.48	0.00	676,204.97	0.00	257,795.03	0.00	0.00
PS		0.00	934,000.00	934,000.00	0.00	0.00	934,000.00	934,000.00	254,180.15	204,594.34	217,430.48	0.00	676,204.97	254,180.15	204,594.34	217,430.48	0.00	676,204.97	0.00	257,795.03	0.00	0.00
MOOE		0.00	0.00	0.00	0.00	0.00	0.00	0.00	0.00	0.00	0.00	0.00	0.00	0.00	0.00	0.00	0.00	0.00	0.00	0.00	0.00	0.00
FinEx		0.00	0.00	0.00	0.00	0.00	0.00	0.00	0.00	0.00	0.00	0.00	0.00	0.00	0.00	0.00	0.00	0.00	0.00	0.00	0.00	0.00
CO		0.00	0.00	0.00	0.00	0.00	0.00	0.00	0.00	0.00	0.00	0.00	0.00	0.00	0.00	0.00	0.00	0.00	0.00	0.00	0.00	0.00
GRAND TOTAL		54,484,000.00	1,114,345.00	55,598,345.00	52,368,076.00	(2,270,448.00)	5,500,717.00	55,598,345.00	16,177,201.00	10,990,427.49	12,703,095.85	0.00	39,870,724.34	14,403,395.40	11,941,569.03	11,681,222.99	0.00	38,026,187.42	0.00	15,727,620.66	0.00	1,844,536.92
PS		37,097,000.00	(1,239,398.00)	35,857,602.00	37,097,000.00	(2,270,448.00)	1,031,050.00	35,857,602.00	10,584,730.77	7,306,070.88	7,234,662.74	0.00	25,125,464.39	8,810,925.17	8,257,212.42	7,233,691.62	0.00	24,301,829.21	0.00	10,732,137.61	0.00	823,635.18
MOOE		17,387,000.00	2,224,463.00	19,611,463.00	15,271,076.00	0.00	4,340,387.00	19,611,463.00	5,463,190.23	3,684,356.61	5,468,433.11	0.00	14,615,979.95	5,463,190.23	3,684,356.61	4,447,531.37	0.00	13,595,078.21	0.00	4,995,483.05	0.00	1,020,901.74
CO		0.00	129,280.00	129,280.00	0.00	0.00	129,280.00	129,280.00	129,280.00	0.00	0.00	0.00	129,280.00	129,280.00	0.00	0.00	0.00	129,280.00	0.00	0.00	0.00	0.00
Recapitulation by OO:																						
I. Agency Specific Budget		34,525,000.00	194,507.66	34,719,507.66	32,456,376.00	0.00	2,263,131.66	34,719,507.66	10,179,632.76	7,567,735.66	8,909,376.73	0.00	26,656,745.15	9,110,559.80	8,195,003.29	8,195,369.90	0.00	25,500,932.99	0.00	8,062,762.51	0.00	1,155,812.16
MINERAL RESOURCES ENFORCEMENT AND REGULATORY PROGRAM		14,864,000.00	(105,043.10)	14,758,956.90	14,742,019.00	0.00	16,937.90	14,758,956.90	4,020,696.93	3,429,704.52	3,365,231.68	0.00	10,815,633.13	3,310,415.87	3,848,823.97	3,271,556.43	0.00	10,430,796.27	0.00	3,943,323.77	0.00	384,836.86
MINERAL RESOURCES AND GEOSCIENCES DEVELOPMENT		194,000.00	433,105.00	627,105.00	156,550.00	0.00	470,555.00	627,105.00	0.00	512,554.32	31,630.00	0.00	544,184.32	0.00	512,554.32	0.00	0.00	512,554.32	0.00	82,920.68	0.00	31,630.00
GEOLOGICAL RISK REDUCTION AND RESILIENCY PROGRAM		19,467,000.00	(133,554.24)	19,333,445.76	17,557,807.00	0.00	1,775,638.76	19,333,445.76	6,158,935.83	3,625,476.82	5,512,515.05	0.00	15,296,927.70	5,800,143.93	3,833,625.00	4,923,813.47	0.00	14,557,582.40	0.00	4,036,518.06	0.00	739,345.30

Certified Correct:

 AGNES T. CRAVEN
 Budget Officer II
 Date: October 1, 2020

Certified Correct:

 SHALEEN O. CABADING
 Accountant III
 Date: October 1, 2020

Recommending Approval:

 ATTY. MICHELLE G. NORTE, CPA
 OIC, Finance and Administrative Division
 Date: October 1, 2020

Approved By:

 HERNAN G. ABDON
 OIC, Regional Director
 Date: October 1, 2020