

STATEMENT OF APPROPRIATIONS, ALLOTMENTS, OBLIGATIONS, DISBURSEMENTS AND BALANCES
As at the Quarter Ending December 31, 2020

Department : Department of Environment and Natural Resources (DENR)
 Agency/Entity : Mines and Geo-Sciences Bureau
 Operating Unit : Regional Office - IX
 Organization Code : 10 003 0300009
 Fund Cluster : 01 Regular Agency Fund
 (e.g. UACS Fund Cluster: 01-Regular Agency Fund, 02-Foreign Assisted Projects Fund, 03-Special Account-Locally Funded/Domestic Grants Fund, and 04-Special Account-Foreign Assisted/Foreign Grants Fund)

X	Current Year Appropriations
	Supplemental
	Continuing Appropriations

Particulars	UACS CODE	Appropriations			Allotments					Current Year Obligations					Current Year Disbursements					Balances			
		Authorized Appropriations	(Transfer To/From, Modifications/)	Adjusted Appropriations	Allotments Received	Adjustments (Reductions, Modifications/ Augmentations)	Transfer To	Transfer From	Adjusted Total Allotments	1st Quarter Ending March 31	2nd Quarter Ending June 30	3rd Quarter Ending Sept. 30	4th Quarter Ending Dec. 31	TOTAL	1st Quarter Ending March 31	2nd Quarter Ending June 30	3rd Quarter Ending Sept. 30	4th Quarter Ending Dec. 31	TOTAL	Unreleased Appro	Unobligated Allotments	Unpaid Obligations (15-20)=(23+24)	
																						Due and Demandable	Not Yet Due and Demandable
1	2	3	4	5=(3+4)	6	7	8	9	10=[(6+(-)7)-8+9]	11	12	13	14	15=(11+12+13+14)	16	17	18	19	20=(16+17+18+19)	21	22	23	24
I. Agency Specific Budget		51,457,000.00	3,531,662.33	54,988,662.33	49,341,076.00	0.00	(185,000.00)	5,832,586.33	54,988,662.33	15,458,579.09	10,785,833.15	12,242,830.85	16,501,419.24	54,988,662.33	13,684,773.49	11,736,974.69	11,220,957.99	16,224,616.25	52,867,322.42	0.00	0.00	0.00	2,121,339.91
General Administration and Support	10000000000000000000	16,932,000.00	363,342.67	17,295,342.67	16,884,700.00	0.00	(185,000.00)	595,642.67	17,295,342.67	4,856,475.36	2,819,185.99	2,675,877.68	6,943,803.64	17,295,342.67	4,151,742.72	3,143,059.90	2,433,653.21	6,608,132.38	16,336,588.21	0.00	0.00	0.00	958,754.46
General Management and Supervision	1000001000001000	15,231,000.00	363,342.67	15,594,342.67	15,183,700.00	0.00	(185,000.00)	595,642.67	15,594,342.67	3,989,098.19	2,564,795.25	2,675,877.68	6,364,571.55	15,594,342.67	3,284,365.55	2,888,669.16	2,433,653.21	6,608,132.38	15,214,820.30	0.00	0.00	0.00	379,522.37
PS		12,504,000.00	473,075.63	12,977,075.63	12,504,000.00	175,756.30	(185,000.00)	482,319.33	12,977,075.63	3,000,156.77	2,180,875.00	2,062,221.78	5,733,822.08	12,977,075.63	2,295,424.13	2,504,748.91	2,061,028.31	5,761,939.69	12,623,141.04	0.00	0.00	0.00	353,934.59
MOOE		2,727,000.00	(109,732.96)	2,617,267.04	2,679,700.00	(175,756.30)	0.00	113,323.34	2,617,267.04	988,941.42	383,920.25	613,655.90	630,749.47	2,617,267.04	988,941.42	383,920.25	372,624.90	846,192.69	2,591,679.26	0.00	0.00	0.00	25,587.78
Administration of Personnel Benefits	1000001000003000	1,701,000.00	0.00	1,701,000.00	1,701,000.00	0.00	0.00	0.00	1,701,000.00	867,377.17	254,390.74	0.00	579,232.09	1,701,000.00	867,377.17	254,390.74	0.00	0.00	1,121,767.91	0.00	0.00	0.00	579,232.09
PS		1,701,000.00	0.00	1,701,000.00	1,701,000.00	0.00	0.00	0.00	1,701,000.00	867,377.17	254,390.74	0.00	579,232.09	1,701,000.00	867,377.17	254,390.74	0.00	0.00	1,121,767.91	0.00	0.00	0.00	579,232.09
Sub-Total, General Administration and Support		16,932,000.00	363,342.67	17,295,342.67	16,884,700.00	0.00	(185,000.00)	595,642.67	17,295,342.67	4,856,475.36	2,819,185.99	2,675,877.68	6,943,803.64	17,295,342.67	4,151,742.72	3,143,059.90	2,433,653.21	6,608,132.38	16,336,588.21	0.00	0.00	0.00	958,754.46
PS		14,205,000.00	473,075.63	14,678,075.63	14,205,000.00	175,756.30	(185,000.00)	482,319.33	14,678,075.63	3,867,533.94	2,435,265.74	2,062,221.78	6,313,054.17	14,678,075.63	3,162,801.30	2,759,139.65	2,061,028.31	5,761,939.69	13,744,908.95	0.00	0.00	0.00	933,166.68
MOOE		2,727,000.00	(109,732.96)	2,617,267.04	2,679,700.00	(175,756.30)	0.00	113,323.34	2,617,267.04	988,941.42	383,920.25	613,655.90	630,749.47	2,617,267.04	988,941.42	383,920.25	372,624.90	846,192.69	2,591,679.26	0.00	0.00	0.00	25,587.78
FinEx (if Applicable)		0.00	0.00	0.00	0.00	0.00	0.00	0.00	0.00	0.00	0.00	0.00	0.00	0.00	0.00	0.00	0.00	0.00	0.00	0.00	0.00	0.00	0.00
CO		0.00	0.00	0.00	0.00	0.00	0.00	0.00	0.00	0.00	0.00	0.00	0.00	0.00	0.00	0.00	0.00	0.00	0.00	0.00	0.00	0.00	0.00
Support to Operations	2000000000000000	0.00	2,502,812.00	2,502,812.00	0.00	0.00	0.00	2,502,812.00	2,502,812.00	422,470.97	398,911.50	657,576.44	1,023,853.09	2,502,812.00	422,470.97	398,911.50	591,934.88	546,466.29	1,959,783.64	0.00	0.00	0.00	543,028.36
Planning and Policy Formulation	2000001000001000	0.00	2,502,812.00	2,502,812.00	0.00	0.00	0.00	2,502,812.00	2,502,812.00	422,470.97	398,911.50	657,576.44	1,023,853.09	2,502,812.00	422,470.97	398,911.50	591,934.88	546,466.29	1,959,783.64	0.00	0.00	0.00	543,028.36
MOOE		0.00	2,043,932.00	2,043,932.00	0.00	0.00	0.00	2,043,932.00	2,043,932.00	293,190.97	398,911.50	657,576.44	694,253.09	2,043,932.00	293,190.97	398,911.50	591,934.88	546,466.29	1,830,503.64	0.00	0.00	0.00	213,428.36
CO		0.00	458,880.00	458,880.00	0.00	0.00	0.00	458,880.00	458,880.00	129,280.00	0.00	0.00	329,600.00	458,880.00	129,280.00	0.00	0.00	0.00	129,280.00	0.00	0.00	0.00	329,600.00
Sub-Total, Support to Operations		0.00	2,502,812.00	2,502,812.00	0.00	0.00	0.00	2,502,812.00	2,502,812.00	422,470.97	398,911.50	657,576.44	1,023,853.09	2,502,812.00	422,470.97	398,911.50	591,934.88	546,466.29	1,959,783.64	0.00	0.00	0.00	543,028.36
PS		0.00	0.00	0.00	0.00	0.00	0.00	0.00	0.00	0.00	0.00	0.00	0.00	0.00	0.00	0.00	0.00	0.00	0.00	0.00	0.00	0.00	0.00
MOOE		0.00	2,043,932.00	2,043,932.00	0.00	0.00	0.00	2,043,932.00	2,043,932.00	293,190.97	398,911.50	657,576.44	694,253.09	2,043,932.00	293,190.97	398,911.50	591,934.88	546,466.29	1,830,503.64	0.00	0.00	0.00	213,428.36
FinEx (if Applicable)		0.00	0.00	0.00	0.00	0.00	0.00	0.00	0.00	0.00	0.00	0.00	0.00	0.00	0.00	0.00	0.00	0.00	0.00	0.00	0.00	0.00	0.00
CO		0.00	458,880.00	458,880.00	0.00	0.00	0.00	458,880.00	458,880.00	129,280.00	0.00	0.00	329,600.00	458,880.00	129,280.00	0.00	0.00	0.00	129,280.00	0.00	0.00	0.00	329,600.00
Operations	3000000000000000	34,525,000.00	665,507.66	35,190,507.66	32,456,376.00	0.00	0.00	2,734,131.66	35,190,507.66	10,179,632.76	7,567,735.66	8,909,376.73	8,533,762.51	35,190,507.66	9,110,559.80	8,195,003.29	8,195,369.90	9,070,017.58	34,570,950.57	0.00	0.00	0.00	619,557.09
OO : Natural Resources Sustainably Managed		15,058,000.00	328,061.90	15,386,061.90	14,898,569.00	0.00	0.00	487,492.90	15,386,061.90	4,020,696.93	3,942,258.84	3,396,861.68	4,026,244.45	15,386,061.90	3,310,415.87	4,361,378.29	3,271,556.43	4,377,430.63	15,320,781.22	0.00	0.00	0.00	65,280.68
MINERAL RESOURCES ENFORCEMENT AND REGULATORY PROGRAM		14,864,000.00	(105,043.10)	14,758,956.90	14,742,019.00	0.00	0.00	16,937.90	14,758,956.90	4,020,696.93	3,429,704.52	3,365,231.68	3,943,323.77	14,758,956.90	3,310,415.87	3,848,823.97	3,271,556.43	4,292,980.63	14,723,776.90	0.00	0.00	0.00	35,180.00
Mineral Regulation Services	3101001000001000	14,864,000.00	(105,043.10)	14,758,956.90	14,742,019.00	0.00	0.00	16,937.90	14,758,956.90	4,020,696.93	3,429,704.52	3,365,231.68	3,943,323.77	14,758,956.90	3,310,415.87	3,848,823.97	3,271,556.43	4,292,980.63	14,723,776.90	0.00	0.00	0.00	35,180.00
PS		14,034,000.00	0.00	14,034,000.00	14,034,000.00	0.00	0.00	0.00	14,034,000.00	3,983,212.93	3,166,899.66	3,127,265.82	3,756,621.59	14,034,000.00	3,272,931.87	3,586,019.11	3,121,190.57	4,028,358.52	14,008,500.07	0.00	0.00	0.00	25,499.93
MOOE		830,000.00	(105,043.10)	724,956.90	708,019.00	0.00	0.00	16,937.90	724,956.90	37,484.00	262,804.86	237,965.86	186,702.18	724,956.90	37,484.00	262,804.86	150,365.86	264,622.11	715,276.83	0.00	0.00	0.00	9,680.07

This report was generated using the Unified Reporting System on 15/01/2021 11:08 version.FAR1.1.5 ; Status : APPROVED

Department : Department of Environment and Natural Resources (DENR)
 Agency/Entity : Mines and Geo-Sciences Bureau
 Operating Unit : Regional Office - IX
 Organization Code : 10 003 0300009
 Fund Cluster : 01 Regular Agency Fund
 (e.g. UACS Fund Cluster: 01-Regular Agency Fund, 02-Foreign Assisted Projects Fund, 03-Special Account-Locally Funded/Domestic Grants Fund, and 04-Special Account-Foreign Assisted/Foreign Grants Fund)

X	Current Year Appropriations
	Supplemental
	Continuing Appropriations

Particulars	UACS CODE	Appropriations					Allotments			Current Year Obligations					Current Year Disbursements					Balances			
		Authorized Appropriations	(Transfer To/From, Modifications/)	Adjusted Appropriations	Allotments Received	Adjustments (Reductions, Modifications/ Augmentations)	Transfer To	Transfer From	Adjusted Total Allotments	1st Quarter Ending March 31	2nd Quarter Ending June 30	3rd Quarter Ending Sept. 30	4th Quarter Ending Dec. 31	TOTAL	1st Quarter Ending March 31	2nd Quarter Ending June 30	3rd Quarter Ending Sept. 30	4th Quarter Ending Dec. 31	TOTAL	Unreleased Appro	Unobligated Allotments	Unpaid Obligations (15-20)=(23+24)	
																						Due and Demandable	Not Yet Due and Demandable
1	2	3	4	5=(3+4)	6	7	8	9	10=[(6+(-)7)-8+9]	11	12	13	14	15=(11+12+13+14)	16	17	18	19	20=(16+17+18+19)	21	22	23	24
MINERAL RESOURCES AND GEOSCIENCES DEVELOPMENT PROGRAM		194,000.00	433,105.00	627,105.00	156,550.00	0.00	0.00	470,555.00	627,105.00	0.00	512,554.32	31,630.00	82,920.68	627,105.00	0.00	512,554.32	0.00	84,450.00	597,004.32	0.00	0.00	0.00	30,100.68
Mineral Resources Development	310200100001000	194,000.00	433,105.00	627,105.00	156,550.00	0.00	0.00	470,555.00	627,105.00	0.00	512,554.32	31,630.00	82,920.68	627,105.00	0.00	512,554.32	0.00	84,450.00	597,004.32	0.00	0.00	0.00	30,100.68
MOOE		194,000.00	433,105.00	627,105.00	156,550.00	0.00	0.00	470,555.00	627,105.00	0.00	512,554.32	31,630.00	82,920.68	627,105.00	0.00	512,554.32	0.00	84,450.00	597,004.32	0.00	0.00	0.00	30,100.68
OO: Adaptive Capacities of Human Communities and Natural Systems Improvement		19,467,000.00	337,445.76	19,804,445.76	17,557,807.00	0.00	0.00	2,246,638.76	19,804,445.76	6,158,935.83	3,625,476.82	5,512,515.05	4,507,518.06	19,804,445.76	5,800,143.93	3,833,625.00	4,923,813.47	4,692,586.95	19,250,169.35	0.00	0.00	0.00	554,276.41
GEOLOGICAL RISK REDUCTION AND RESILIENCY PROGRAM		19,467,000.00	337,445.76	19,804,445.76	17,557,807.00	0.00	0.00	2,246,638.76	19,804,445.76	6,158,935.83	3,625,476.82	5,512,515.05	4,507,518.06	19,804,445.76	5,800,143.93	3,833,625.00	4,923,813.47	4,692,586.95	19,250,169.35	0.00	0.00	0.00	554,276.41
Geological Assessment for Risk Reduction and Resiliency	320300100001000	19,467,000.00	337,445.76	19,804,445.76	17,557,807.00	0.00	0.00	2,246,638.76	19,804,445.76	6,158,935.83	3,625,476.82	5,512,515.05	4,507,518.06	19,804,445.76	5,800,143.93	3,833,625.00	4,923,813.47	4,692,586.95	19,250,169.35	0.00	0.00	0.00	554,276.41
PS		5,831,000.00	1,495,243.70	7,326,243.70	5,831,000.00	0.00	0.00	471,000.00	7,326,243.70	2,015,361.99	1,499,311.14	1,584,910.14	2,226,660.43	7,326,243.70	1,656,570.09	1,707,459.32	1,591,207.74	2,362,008.49	7,317,245.64	0.00	0.00	0.00	8,998.06
MOOE		13,636,000.00	(1,157,797.94)	12,478,202.06	11,726,807.00	(1,024,243.70)	0.00	1,775,638.76	12,478,202.06	4,143,573.84	2,126,165.68	3,927,604.91	2,280,857.63	12,478,202.06	4,143,573.84	2,126,165.68	3,332,605.73	2,330,578.46	11,932,923.71	0.00	0.00	0.00	545,278.35
Sub-Total, Operations		34,525,000.00	665,507.66	35,190,507.66	32,456,376.00	0.00	0.00	2,734,131.66	35,190,507.66	10,179,632.76	7,567,735.66	8,909,376.73	8,533,762.51	35,190,507.66	9,110,559.80	8,195,003.29	8,195,369.90	9,070,017.58	34,570,950.57	0.00	0.00	0.00	619,557.09
PS		19,865,000.00	1,495,243.70	21,360,243.70	19,865,000.00	1,024,243.70	0.00	471,000.00	21,360,243.70	5,998,574.92	4,666,210.80	4,712,175.96	5,983,282.02	21,360,243.70	4,929,501.96	5,293,478.43	4,712,398.31	6,390,367.01	21,325,745.71	0.00	0.00	0.00	34,497.99
MOOE		14,660,000.00	(829,736.04)	13,830,263.96	12,591,376.00	(1,024,243.70)	0.00	2,263,131.66	13,830,263.96	4,181,057.84	2,901,524.86	4,197,200.77	2,550,480.49	13,830,263.96	4,181,057.84	2,901,524.86	3,482,971.59	2,679,650.57	13,245,204.86	0.00	0.00	0.00	585,059.10
FinEx (if Applicable)		0.00	0.00	0.00	0.00	0.00	0.00	0.00	0.00	0.00	0.00	0.00	0.00	0.00	0.00	0.00	0.00	0.00	0.00	0.00	0.00	0.00	0.00
CO		0.00	0.00	0.00	0.00	0.00	0.00	0.00	0.00	0.00	0.00	0.00	0.00	0.00	0.00	0.00	0.00	0.00	0.00	0.00	0.00	0.00	0.00
Sub-Total, I. Agency Specific Budget		51,457,000.00	3,531,662.33	54,988,662.33	49,341,076.00	0.00	(185,000.00)	5,832,586.33	54,988,662.33	15,458,579.09	10,785,833.15	12,242,830.85	16,501,419.24	54,988,662.33	13,684,773.49	11,736,974.69	11,220,957.99	16,224,616.25	52,867,322.42	0.00	0.00	0.00	2,121,339.91
PS		34,070,000.00	1,968,319.33	36,038,319.33	34,070,000.00	1,200,000.00	(185,000.00)	953,319.33	36,038,319.33	9,866,108.86	7,101,476.54	6,774,397.74	12,296,336.19	36,038,319.33	8,092,303.26	8,052,618.08	6,773,426.62	12,152,306.70	35,070,654.66	0.00	0.00	0.00	967,664.67
MOOE		17,387,000.00	1,104,463.00	18,491,463.00	15,271,076.00	(1,200,000.00)	0.00	4,420,387.00	18,491,463.00	5,463,190.23	3,684,356.61	5,468,433.11	3,875,483.05	18,491,463.00	5,463,190.23	3,684,356.61	4,447,531.37	4,072,309.55	17,667,387.76	0.00	0.00	0.00	824,075.24
FinEx (if Applicable)		0.00	0.00	0.00	0.00	0.00	0.00	0.00	0.00	0.00	0.00	0.00	0.00	0.00	0.00	0.00	0.00	0.00	0.00	0.00	0.00	0.00	0.00
CO		0.00	458,880.00	458,880.00	0.00	0.00	0.00	458,880.00	458,880.00	129,280.00	0.00	0.00	329,600.00	458,880.00	129,280.00	0.00	0.00	0.00	129,280.00	0.00	0.00	0.00	329,600.00
II. Automatic Appropriations		3,027,000.00	(2,246,448.00)	780,552.00	3,027,000.00	(2,270,448.00)	0.00	24,000.00	780,552.00	464,441.76	0.00	242,834.52	73,275.72	780,552.00	464,441.76	0.00	242,834.52	73,275.72	780,552.00	0.00	0.00	0.00	0.00
Specific Budgets of National Government Agencies		3,027,000.00	(2,246,448.00)	780,552.00	3,027,000.00	(2,270,448.00)	0.00	24,000.00	780,552.00	464,441.76	0.00	242,834.52	73,275.72	780,552.00	464,441.76	0.00	242,834.52	73,275.72	780,552.00	0.00	0.00	0.00	0.00
Retirement and Life Insurance Premiums		3,027,000.00	(2,246,448.00)	780,552.00	3,027,000.00	(2,270,448.00)	0.00	24,000.00	780,552.00	464,441.76	0.00	242,834.52	73,275.72	780,552.00	464,441.76	0.00	242,834.52	73,275.72	780,552.00	0.00	0.00	0.00	0.00
PS		3,027,000.00	(2,246,448.00)	780,552.00	3,027,000.00	(2,270,448.00)	0.00	24,000.00	780,552.00	464,441.76	0.00	242,834.52	73,275.72	780,552.00	464,441.76	0.00	242,834.52	73,275.72	780,552.00	0.00	0.00	0.00	0.00
Sub-total II. Automatic Appropriations		3,027,000.00	(2,246,448.00)	780,552.00	3,027,000.00	(2,270,448.00)	0.00	24,000.00	780,552.00	464,441.76	0.00	242,834.52	73,275.72	780,552.00	464,441.76	0.00	242,834.52	73,275.72	780,552.00	0.00	0.00	0.00	0.00
PS		3,027,000.00	(2,246,448.00)	780,552.00	3,027,000.00	(2,270,448.00)	0.00	24,000.00	780,552.00	464,441.76	0.00	242,834.52	73,275.72	780,552.00	464,441.76	0.00	242,834.52	73,275.72	780,552.00	0.00	0.00	0.00	0.00
MOOE		0.00	0.00	0.00	0.00	0.00	0.00	0.00	0.00	0.00	0.00	0.00	0.00	0.00	0.00	0.00	0.00	0.00	0.00	0.00	0.00	0.00	0.00
FinEx		0.00	0.00	0.00	0.00	0.00	0.00	0.00	0.00	0.00	0.00	0.00	0.00	0.00	0.00	0.00	0.00	0.00	0.00	0.00	0.00	0.00	0.00
CO		0.00	0.00	0.00	0.00	0.00	0.00	0.00	0.00	0.00	0.00	0.00	0.00	0.00	0.00	0.00	0.00	0.00	0.00	0.00	0.00	0.00	0.00
III. Special Purpose Fund		0.00	934,000.00	934,000.00	0.00	0.00	0.00	934,000.00	934,000.00	254,180.15	204,594.34	217,430.48	257,795.03	934,000.00	254,180.15	204,594.34	217,430.48	257,795.03	934,000.00	0.00	0.00	0.00	0.00
Miscellaneous Personnel Benefits Fund		0.00	934,000.00	934,000.00	0.00	0.00	0.00	934,000.00	934,000.00	254,180.15	204,594.34	217,430.48	257,795.03	934,000.00	254,180.15	204,594.34	217,430.48	257,795.03	934,000.00	0.00	0.00	0.00	0.00
PS		0.00	934,000.00	934,000.00	0.00	0.00	0.00	934,000.00	934,000.00	254,180.15	204,594.34	217,430.48	257,795.03	934,000.00	254,180.15	204,594.34	217,430.48	257,795.03	934,000.00	0.00	0.00	0.00	0.00


Department : Department of Environment and Natural Resources (DENR)
 Agency/Entity : Mines and Geo-Sciences Bureau
 Operating Unit : Regional Office - IX
 Organization Code : 10 003 0300009
 Fund Cluster : 01 Regular Agency Fund

X	Current Year Appropriations
	Supplemental
	Continuing Appropriations


(e.g. UACS Fund Cluster: 01-Regular Agency Fund, 02-Foreign Assisted Projects Fund, 03-Special Account-Locally Funded/Domestic Grants Fund, and 04-Special Account-Foreign Assisted/Foreign Grants Fund)

Particulars	UACS CODE	Appropriations					Allotments			Current Year Obligations					Current Year Disbursements					Balances			
		Authorized Appropriations	(Transfer To/From, Modifications/)	Adjusted Appropriations	Allotments Received	Adjustments (Reductions, Modifications/ Augmentations)	Transfer To	Transfer From	Adjusted Total Allotments	1st Quarter Ending March 31	2nd Quarter Ending June 30	3rd Quarter Ending Sept. 30	4th Quarter Ending Dec. 31	TOTAL	1st Quarter Ending March 31	2nd Quarter Ending June 30	3rd Quarter Ending Sept. 30	4th Quarter Ending Dec. 31	TOTAL	Unreleased Appro	Unobligated Allotments	Unpaid Obligations (15-20)=(23+24)	
																						Due and Demandable	Not Yet Due and Demandable
1	2	3	4	5=(3+4)	6	7	8	9	10=[(6+(-)7)-8+9]	11	12	13	14	15=(11+12+13+14)	16	17	18	19	20=(16+17+18+19)	21	22	23	24
Sub-Total III. Special Purpose Fund		0.00	934,000.00	934,000.00	0.00	0.00	0.00	934,000.00	934,000.00	254,180.15	204,594.34	217,430.48	257,795.03	934,000.00	254,180.15	204,594.34	217,430.48	257,795.03	934,000.00	0.00	0.00	0.00	0.00
PS		0.00	934,000.00	934,000.00	0.00	0.00	0.00	934,000.00	934,000.00	254,180.15	204,594.34	217,430.48	257,795.03	934,000.00	254,180.15	204,594.34	217,430.48	257,795.03	934,000.00	0.00	0.00	0.00	0.00
MOOE		0.00	0.00	0.00	0.00	0.00	0.00	0.00	0.00	0.00	0.00	0.00	0.00	0.00	0.00	0.00	0.00	0.00	0.00	0.00	0.00	0.00	0.00
FinEx		0.00	0.00	0.00	0.00	0.00	0.00	0.00	0.00	0.00	0.00	0.00	0.00	0.00	0.00	0.00	0.00	0.00	0.00	0.00	0.00	0.00	0.00
CO		0.00	0.00	0.00	0.00	0.00	0.00	0.00	0.00	0.00	0.00	0.00	0.00	0.00	0.00	0.00	0.00	0.00	0.00	0.00	0.00	0.00	0.00
GRAND TOTAL		54,484,000.00	2,219,214.33	56,703,214.33	52,368,076.00	(2,270,448.00)	(185,000.00)	6,790,586.33	56,703,214.33	16,177,201.00	10,990,427.49	12,703,095.85	16,832,489.99	56,703,214.33	14,403,395.40	11,941,569.03	11,681,222.99	16,555,687.00	54,581,874.42	0.00	0.00	0.00	2,121,339.91
PS		37,097,000.00	655,871.33	37,752,871.33	37,097,000.00	(1,070,448.00)	(185,000.00)	1,911,319.33	37,752,871.33	10,584,730.77	7,306,070.88	7,234,662.74	12,627,406.94	37,752,871.33	8,810,925.17	8,257,212.42	7,233,691.62	12,483,377.45	36,785,206.66	0.00	0.00	0.00	967,664.67
MOOE		17,387,000.00	1,104,463.00	18,491,463.00	15,271,076.00	(1,200,000.00)	0.00	4,420,387.00	18,491,463.00	5,463,190.23	3,684,356.61	5,468,433.11	3,875,483.05	18,491,463.00	5,463,190.23	3,684,356.61	4,447,531.37	4,072,309.55	17,667,387.76	0.00	0.00	0.00	824,075.24
CO		0.00	458,880.00	458,880.00	0.00	0.00	0.00	458,880.00	458,880.00	129,280.00	0.00	0.00	329,600.00	458,880.00	129,280.00	0.00	0.00	0.00	129,280.00	0.00	0.00	0.00	329,600.00
Recapitulation by OO:																							
I. Agency Specific Budget		34,525,000.00	665,507.66	35,190,507.66	32,456,376.00	0.00	0.00	2,734,131.66	35,190,507.66	10,179,632.76	7,567,735.66	8,909,376.73	8,533,762.51	35,190,507.66	9,110,559.80	8,195,003.29	8,195,369.90	9,070,017.58	34,570,950.57	0.00	0.00	0.00	619,557.09
MINERAL RESOURCES ENFORCEMENT AND REGULATORY PROGRAM		14,864,000.00	(105,043.10)	14,758,956.90	14,742,019.00	0.00	0.00	16,937.90	14,758,956.90	4,020,696.93	3,429,704.52	3,365,231.68	3,943,323.77	14,758,956.90	3,310,415.87	3,848,823.97	3,271,556.43	4,292,980.63	14,723,776.90	0.00	0.00	0.00	35,180.00
MINERAL RESOURCES AND GEOSCIENCES DEVELOPMENT PROGRAM		194,000.00	433,105.00	627,105.00	156,550.00	0.00	0.00	470,555.00	627,105.00	0.00	512,554.32	31,630.00	82,920.68	627,105.00	0.00	512,554.32	0.00	84,450.00	597,004.32	0.00	0.00	0.00	30,100.68
GEOLOGICAL RISK REDUCTION AND RESILIENCY PROGRAM		19,467,000.00	337,445.76	19,804,445.76	17,557,807.00	0.00	0.00	2,246,638.76	19,804,445.76	6,158,935.83	3,625,476.82	5,512,515.05	4,507,518.06	19,804,445.76	5,800,143.93	3,833,625.00	4,923,813.47	4,692,586.95	19,250,169.36	0.00	0.00	0.00	554,276.41

Certified Correct:


 AGNES T. CRAVEN
 Date: Jan. 18, 2021

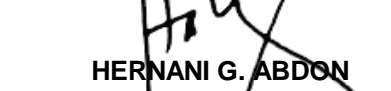
Certified Correct:


 SHALEN Q. CABADING
 Date: Jan. 18, 2021

Recommending Approval:


 ATTY. MICHELLE G. NORTE, CPA
 Date: Jan. 18, 2021

Approved By:


 HERNANI G. ABDON
 Date: Jan. 18, 2021