

**STATEMENT OF APPROPRIATIONS, ALLOTMENTS, OBLIGATIONS, DISBURSEMENTS AND BALANCES**  
**As at the Quarter Ending June 30, 2021**

Department : Department of Environment and Natural Resources (DENR)  
 Agency/Entity : Mines and Geosciences Bureau  
 Operating Unit : Regional Office - IX  
 Organization Code (UACS) : 10 003 0300009  
 Fund Cluster : 01 Regular Agency Fund

X	Current Year Appropriations
	Supplemental Appropriations
	Continuing Appropriations

(e.g. UACS Fund Cluster: 01-Regular Agency Fund, 02-Foreign Assisted Projects Fund, 03-Special Account-Locally Funded/Domestic Grants Fund, and 04-Special Account-Foreign Assisted/Foreign Grants Fund)

Particulars	UACS CODE	Appropriations			Allotments			Current Year Obligations					Current Year Disbursements					Balances					
		Authorized Appropriations	Adjustments(Transfer To/From, Modifications/Augmentations)	Adjusted Appropriations	Allotments Received	Adjustments(Reductions, Modifications/Augments)	Transfer To	Transfer From	Adjusted Total Allotments	1st Quarter Ending March 31	2nd Quarter Ending June 30	3rd Quarter Ending Sept. 30	4th Quarter Ending Dec. 31	TOTAL	1st Quarter Ending March 31	2nd Quarter Ending June 30	3rd Quarter Ending Sept. 30	4th Quarter Ending Dec. 31	TOTAL	Unreleased Appro	Unobligated Allotments	Unpaid Obligations(15-20)=(23+24)	
																						Due and Demandable	Not Yet Due and Demandable
1	2	3	4	5=(3+4)	6	7	8	9	10=[(6+(-)7-8+9)]	11	12	13	14	15=(11+12+13+14)	16	17	18	19	20=(16+17+18+19)	21	22	23	24
I. Agency Specific Budget		51,656,000.00	4,619,814.00	56,275,814.00	51,656,000.00	0.00	0.00	4,619,814.00	56,275,814.00	12,544,477.36	14,427,396.00	0.00	0.00	26,971,873.36	10,359,658.68	15,491,304.68	0.00	0.00	25,850,963.36	0.00	29,303,940.64	0.00	1,120,910.00
General Administration and Support	1000000000000000	14,156,000.00	919,200.00	15,075,200.00	14,156,000.00	0.00	0.00	919,200.00	15,075,200.00	2,900,247.03	3,094,356.28	0.00	0.00	5,994,603.31	2,523,383.12	3,216,785.65	0.00	0.00	5,740,168.77	0.00	9,080,596.69	0.00	254,434.54
General Management and Supervision	100000100001000	14,156,000.00	919,200.00	15,075,200.00	14,156,000.00	0.00	0.00	919,200.00	15,075,200.00	2,900,247.03	3,094,356.28	0.00	0.00	5,994,603.31	2,523,383.12	3,216,785.65	0.00	0.00	5,740,168.77	0.00	9,080,596.69	0.00	254,434.54
PS		11,385,000.00	919,200.00	12,304,200.00	11,385,000.00	0.00	0.00	919,200.00	12,304,200.00	2,211,902.90	2,511,362.82	0.00	0.00	4,723,265.72	1,973,633.35	2,747,197.83	0.00	0.00	4,720,831.18	0.00	7,580,934.28	0.00	2,434.54
MOOE		2,771,000.00	0.00	2,771,000.00	2,771,000.00	0.00	0.00	0.00	2,771,000.00	688,344.13	582,993.46	0.00	0.00	1,271,337.59	549,749.77	469,587.82	0.00	0.00	1,019,337.59	0.00	1,499,662.41	0.00	252,000.00
Sub-Total, General Administration and Support		14,156,000.00	919,200.00	15,075,200.00	14,156,000.00	0.00	0.00	919,200.00	15,075,200.00	2,900,247.03	3,094,356.28	0.00	0.00	5,994,603.31	2,523,383.12	3,216,785.65	0.00	0.00	5,740,168.77	0.00	9,080,596.69	0.00	254,434.54
PS		11,385,000.00	919,200.00	12,304,200.00	11,385,000.00	0.00	0.00	919,200.00	12,304,200.00	2,211,902.90	2,511,362.82	0.00	0.00	4,723,265.72	1,973,633.35	2,747,197.83	0.00	0.00	4,720,831.18	0.00	7,580,934.28	0.00	2,434.54
MOOE		2,771,000.00	0.00	2,771,000.00	2,771,000.00	0.00	0.00	0.00	2,771,000.00	688,344.13	582,993.46	0.00	0.00	1,271,337.59	549,749.77	469,587.82	0.00	0.00	1,019,337.59	0.00	1,499,662.41	0.00	252,000.00
FinEx (if Applicable)		0.00	0.00	0.00	0.00	0.00	0.00	0.00	0.00	0.00	0.00	0.00	0.00	0.00	0.00	0.00	0.00	0.00	0.00	0.00	0.00	0.00	0.00
CO		0.00	0.00	0.00	0.00	0.00	0.00	0.00	0.00	0.00	0.00	0.00	0.00	0.00	0.00	0.00	0.00	0.00	0.00	0.00	0.00	0.00	0.00
Support to Operations	2000000000000000	0.00	1,783,714.00	1,783,714.00	0.00	0.00	0.00	1,783,714.00	1,783,714.00	337,666.60	314,103.09	0.00	0.00	651,769.69	168,608.09	448,158.83	0.00	0.00	616,766.92	0.00	1,131,944.31	0.00	35,002.77
Planning and Policy Formulation	200000100001000	0.00	1,783,714.00	1,783,714.00	0.00	0.00	0.00	1,783,714.00	1,783,714.00	337,666.60	314,103.09	0.00	0.00	651,769.69	168,608.09	448,158.83	0.00	0.00	616,766.92	0.00	1,131,944.31	0.00	35,002.77
MOOE		0.00	1,323,714.00	1,323,714.00	0.00	0.00	0.00	1,323,714.00	1,323,714.00	337,666.60	314,103.09	0.00	0.00	651,769.69	168,608.09	448,158.83	0.00	0.00	616,766.92	0.00	671,944.31	0.00	35,002.77
CO		0.00	460,000.00	460,000.00	0.00	0.00	0.00	460,000.00	460,000.00	0.00	0.00	0.00	0.00	0.00	0.00	0.00	0.00	0.00	0.00	0.00	460,000.00	0.00	0.00
Sub-Total, Support to Operations		0.00	1,783,714.00	1,783,714.00	0.00	0.00	0.00	1,783,714.00	1,783,714.00	337,666.60	314,103.09	0.00	0.00	651,769.69	168,608.09	448,158.83	0.00	0.00	616,766.92	0.00	1,131,944.31	0.00	35,002.77
PS		0.00	0.00	0.00	0.00	0.00	0.00	0.00	0.00	0.00	0.00	0.00	0.00	0.00	0.00	0.00	0.00	0.00	0.00	0.00	0.00	0.00	0.00
MOOE		0.00	1,323,714.00	1,323,714.00	0.00	0.00	0.00	1,323,714.00	1,323,714.00	337,666.60	314,103.09	0.00	0.00	651,769.69	168,608.09	448,158.83	0.00	0.00	616,766.92	0.00	671,944.31	0.00	35,002.77
FinEx (if Applicable)		0.00	0.00	0.00	0.00	0.00	0.00	0.00	0.00	0.00	0.00	0.00	0.00	0.00	0.00	0.00	0.00	0.00	0.00	0.00	0.00	0.00	0.00
CO		0.00	460,000.00	460,000.00	0.00	0.00	0.00	460,000.00	460,000.00	0.00	0.00	0.00	0.00	0.00	0.00	0.00	0.00	0.00	0.00	0.00	460,000.00	0.00	0.00
Operations	3000000000000000	37,500,000.00	1,916,900.00	39,416,900.00	37,500,000.00	0.00	0.00	1,916,900.00	39,416,900.00	9,306,563.73	11,018,936.63	0.00	0.00	20,325,500.36	7,667,667.47	11,826,360.20	0.00	0.00	19,494,027.67	0.00	19,091,399.64	0.00	831,472.69
OO : Natural Resources Sustainably Managed		18,772,000.00	11,000.00	18,783,000.00	18,772,000.00	0.00	0.00	11,000.00	18,783,000.00	4,378,730.91	5,522,829.96	0.00	0.00	9,901,560.87	3,782,011.39	6,062,314.68	0.00	0.00	9,844,326.07	0.00	8,881,439.13	0.00	57,234.80
MINERAL RESOURCES ENFORCEMENT AND REGULATORY PROGRAM		15,582,000.00	11,000.00	15,593,000.00	15,582,000.00	0.00	0.00	11,000.00	15,593,000.00	3,458,588.99	4,423,070.84	0.00	0.00	7,881,659.83	3,083,530.55	4,794,173.62	0.00	0.00	7,877,704.17	0.00	7,711,340.17	0.00	3,955.66
Mineral Regulation Services	310100100001000	15,582,000.00	11,000.00	15,593,000.00	15,582,000.00	0.00	0.00	11,000.00	15,593,000.00	3,458,588.99	4,423,070.84	0.00	0.00	7,881,659.83	3,083,530.55	4,794,173.62	0.00	0.00	7,877,704.17	0.00	7,711,340.17	0.00	3,955.66
PS		14,738,000.00	0.00	14,738,000.00	14,738,000.00	0.00	0.00	0.00	14,738,000.00	3,298,088.99	4,290,861.84	0.00	0.00	7,588,950.83	2,941,780.55	4,643,214.62	0.00	0.00	7,584,995.17	0.00	7,149,049.17	0.00	3,955.66
MOOE		844,000.00	11,000.00	855,000.00	844,000.00	0.00	0.00	11,000.00	855,000.00	160,500.00	132,209.00	0.00	0.00	292,709.00	141,750.00	150,959.00	0.00	0.00	292,709.00	0.00	562,291.00	0.00	0.00
MINERAL RESOURCES AND GEOSCIENCES DEVELOPMENT PROGRAM		3,190,000.00	0.00	3,190,000.00	3,190,000.00	0.00	0.00	0.00	3,190,000.00	920,141.92	1,099,759.12	0.00	0.00	2,019,901.04	698,480.84	1,268,141.06	0.00	0.00	1,966,621.90	0.00	1,170,098.96	0.00	53,279.14

This report was generated using the Unified Reporting System on 10/07/2021 11:02 version.FAR1.2.5 ; Status : APPROVED

Agency/Entity : Mines and Geosciences Bureau  
 Operating Unit : Regional Office - IX  
 Organization Code (UACS) : 10 003 0300009  
 Fund Cluster : 01 Regular Agency Fund

<input checked="" type="checkbox"/>	Current Year Appropriations
<input type="checkbox"/>	Supplemental Appropriations
<input type="checkbox"/>	Continuing Appropriations

(e.g. UACS Fund Cluster: 01-Regular Agency Fund, 02-Foreign Assisted Projects Fund, 03-Special Account-Locally Funded/Domestic Grants Fund, and 04-Special Account-Foreign Assisted/Foreign Grants Fund)

Particulars	UACS CODE	Appropriations			Allotments					Current Year Obligations					Current Year Disbursements					Balances			
		Authorized Appropriations	Adjustments(Transfer To/From, Modifications/Augmentations)	Adjusted Appropriations	Allotments Received	Adjustments(Reductions, Modifications/Augments)	Transfer To	Transfer From	Adjusted Total Allotments	1st Quarter Ending March 31	2nd Quarter Ending June 30	3rd Quarter Ending Sept. 30	4th Quarter Ending Dec. 31	TOTAL	1st Quarter Ending March 31	2nd Quarter Ending June 30	3rd Quarter Ending Sept. 30	4th Quarter Ending Dec. 31	TOTAL	Unreleased Appro	Unobligated Allotments	Unpaid Obligations(15-20)=(23+24)	
																						Due and Demandable	Not Yet Due and Demandable
1	2	3	4	5=(3+4)	6	7	8	9	10=[(6+(-)7)-8+9]	11	12	13	14	15=(11+12+13+14)	16	17	18	19	20=(16+17+18+19)	21	22	23	24
Mineral Resources Development	310200100001000	3,190,000.00	0.00	3,190,000.00	3,190,000.00	0.00	0.00	0.00	3,190,000.00	920,141.92	1,099,759.12	0.00	0.00	2,019,901.04	698,480.84	1,268,141.06	0.00	0.00	1,966,621.90	0.00	1,170,098.96	0.00	53,279.14
MOOE		3,190,000.00	0.00	3,190,000.00	3,190,000.00	0.00	0.00	0.00	3,190,000.00	920,141.92	1,099,759.12	0.00	0.00	2,019,901.04	698,480.84	1,268,141.06	0.00	0.00	1,966,621.90	0.00	1,170,098.96	0.00	53,279.14
OO : Adaptive Capacities of Human Communities and Natural Systems Improved		18,728,000.00	1,905,900.00	20,633,900.00	18,728,000.00	0.00	0.00	1,905,900.00	20,633,900.00	4,927,832.82	5,496,106.67	0.00	0.00	10,423,939.49	3,885,656.08	5,764,045.52	0.00	0.00	9,649,701.60	0.00	10,209,960.51	0.00	774,237.89
GEOLOGICAL RISK REDUCTION AND RESILIENCY PROGRAM		18,728,000.00	1,905,900.00	20,633,900.00	18,728,000.00	0.00	0.00	1,905,900.00	20,633,900.00	4,927,832.82	5,496,106.67	0.00	0.00	10,423,939.49	3,885,656.08	5,764,045.52	0.00	0.00	9,649,701.60	0.00	10,209,960.51	0.00	774,237.89
Geological Assessment for Risk Reduction and Resiliency	320300100001000	18,728,000.00	1,905,900.00	20,633,900.00	18,728,000.00	0.00	0.00	1,905,900.00	20,633,900.00	4,927,832.82	5,496,106.67	0.00	0.00	10,423,939.49	3,885,656.08	5,764,045.52	0.00	0.00	9,649,701.60	0.00	10,209,960.51	0.00	774,237.89
PS		7,871,000.00	0.00	7,871,000.00	7,871,000.00	0.00	0.00	0.00	7,871,000.00	1,773,373.43	2,201,339.07	0.00	0.00	3,974,712.50	1,582,483.93	2,390,167.41	0.00	0.00	3,972,651.34	0.00	3,896,287.50	0.00	2,061.16
MOOE		10,857,000.00	1,905,900.00	12,762,900.00	10,857,000.00	0.00	0.00	1,905,900.00	12,762,900.00	3,154,459.39	3,294,767.60	0.00	0.00	6,449,226.99	2,303,172.15	3,373,878.11	0.00	0.00	5,677,050.26	0.00	6,313,673.01	0.00	772,176.73
Sub-Total, Operations		37,500,000.00	1,916,900.00	39,416,900.00	37,500,000.00	0.00	0.00	1,916,900.00	39,416,900.00	9,306,563.73	11,018,936.63	0.00	0.00	20,325,500.36	7,667,667.47	11,826,360.20	0.00	0.00	19,494,027.67	0.00	19,091,399.64	0.00	831,472.69
PS		22,609,000.00	0.00	22,609,000.00	22,609,000.00	0.00	0.00	0.00	22,609,000.00	5,071,462.42	6,492,200.91	0.00	0.00	11,563,663.33	4,524,264.48	7,033,382.03	0.00	0.00	11,557,646.51	0.00	11,045,336.67	0.00	6,016.82
MOOE		14,891,000.00	1,916,900.00	16,807,900.00	14,891,000.00	0.00	0.00	1,916,900.00	16,807,900.00	4,235,101.31	4,526,735.72	0.00	0.00	8,761,837.03	3,143,402.99	4,792,978.17	0.00	0.00	7,936,381.16	0.00	8,046,062.97	0.00	825,455.87
FinEx (if Applicable)		0.00	0.00	0.00	0.00	0.00	0.00	0.00	0.00	0.00	0.00	0.00	0.00	0.00	0.00	0.00	0.00	0.00	0.00	0.00	0.00	0.00	0.00
CO		0.00	0.00	0.00	0.00	0.00	0.00	0.00	0.00	0.00	0.00	0.00	0.00	0.00	0.00	0.00	0.00	0.00	0.00	0.00	0.00	0.00	0.00
Sub-Total, I. Agency Specific Budget		51,656,000.00	4,619,814.00	56,275,814.00	51,656,000.00	0.00	0.00	4,619,814.00	56,275,814.00	12,544,477.36	14,427,396.00	0.00	0.00	26,971,873.36	10,359,658.68	15,491,304.68	0.00	0.00	25,850,963.36	0.00	29,303,940.64	0.00	1,120,910.00
PS		33,994,000.00	919,200.00	34,913,200.00	33,994,000.00	0.00	0.00	919,200.00	34,913,200.00	7,283,365.32	9,003,563.73	0.00	0.00	16,286,929.05	6,497,897.83	9,780,579.86	0.00	0.00	16,278,477.69	0.00	18,626,270.95	0.00	8,451.36
MOOE		17,662,000.00	3,240,614.00	20,902,614.00	17,662,000.00	0.00	0.00	3,240,614.00	20,902,614.00	5,261,112.04	5,423,832.27	0.00	0.00	10,684,944.31	3,861,760.85	5,710,724.82	0.00	0.00	9,572,485.67	0.00	10,217,669.69	0.00	1,112,458.64
FinEx (if Applicable)		0.00	0.00	0.00	0.00	0.00	0.00	0.00	0.00	0.00	0.00	0.00	0.00	0.00	0.00	0.00	0.00	0.00	0.00	0.00	0.00	0.00	0.00
CO		0.00	460,000.00	460,000.00	0.00	0.00	0.00	460,000.00	460,000.00	0.00	0.00	0.00	0.00	0.00	0.00	0.00	0.00	0.00	0.00	0.00	460,000.00	0.00	0.00
II. Automatic Appropriations		3,206,000.00	0.00	3,206,000.00	3,206,000.00	0.00	0.00	0.00	3,206,000.00	756,923.04	758,726.64	0.00	0.00	1,515,649.68	496,767.96	1,018,881.72	0.00	0.00	1,515,649.68	0.00	1,690,350.32	0.00	0.00
Specific Budgets of National Government Agencies		3,206,000.00	0.00	3,206,000.00	3,206,000.00	0.00	0.00	0.00	3,206,000.00	756,923.04	758,726.64	0.00	0.00	1,515,649.68	496,767.96	1,018,881.72	0.00	0.00	1,515,649.68	0.00	1,690,350.32	0.00	0.00
Retirement and Life Insurance Premiums		3,206,000.00	0.00	3,206,000.00	3,206,000.00	0.00	0.00	0.00	3,206,000.00	756,923.04	758,726.64	0.00	0.00	1,515,649.68	496,767.96	1,018,881.72	0.00	0.00	1,515,649.68	0.00	1,690,350.32	0.00	0.00
PS		3,206,000.00	0.00	3,206,000.00	3,206,000.00	0.00	0.00	0.00	3,206,000.00	756,923.04	758,726.64	0.00	0.00	1,515,649.68	496,767.96	1,018,881.72	0.00	0.00	1,515,649.68	0.00	1,690,350.32	0.00	0.00
Sub-total II. Automatic Appropriations		3,206,000.00	0.00	3,206,000.00	3,206,000.00	0.00	0.00	0.00	3,206,000.00	756,923.04	758,726.64	0.00	0.00	1,515,649.68	496,767.96	1,018,881.72	0.00	0.00	1,515,649.68	0.00	1,690,350.32	0.00	0.00
PS		3,206,000.00	0.00	3,206,000.00	3,206,000.00	0.00	0.00	0.00	3,206,000.00	756,923.04	758,726.64	0.00	0.00	1,515,649.68	496,767.96	1,018,881.72	0.00	0.00	1,515,649.68	0.00	1,690,350.32	0.00	0.00
MOOE		0.00	0.00	0.00	0.00	0.00	0.00	0.00	0.00	0.00	0.00	0.00	0.00	0.00	0.00	0.00	0.00	0.00	0.00	0.00	0.00	0.00	0.00
FinEx		0.00	0.00	0.00	0.00	0.00	0.00	0.00	0.00	0.00	0.00	0.00	0.00	0.00	0.00	0.00	0.00	0.00	0.00	0.00	0.00	0.00	0.00
CO		0.00	0.00	0.00	0.00	0.00	0.00	0.00	0.00	0.00	0.00	0.00	0.00	0.00	0.00	0.00	0.00	0.00	0.00	0.00	0.00	0.00	0.00
IV. Reversion of the Unobligated Allotments charged against R.A. Nos. 11465 and 11494		0.00	0.00	0.00	0.00	0.00	0.00	0.00	0.00	0.00	0.00	0.00	0.00	0.00	0.00	0.00	0.00	0.00	0.00	0.00	0.00	0.00	0.00
GRAND TOTAL		54,862,000.00	4,619,814.00	59,481,814.00	54,862,000.00	0.00	0.00	4,619,814.00	59,481,814.00	13,301,400.40	15,186,122.64	0.00	0.00	28,487,523.04	10,856,426.64	16,510,186.40	0.00	0.00	27,366,613.04	0.00	30,994,290.96	0.00	1,120,910.00
PS		37,200,000.00	919,200.00	38,119,200.00	37,200,000.00	0.00	0.00	919,200.00	38,119,200.00	8,040,288.36	9,762,290.37	0.00	0.00	17,802,578.73	6,994,665.79	10,799,461.58	0.00	0.00	17,794,127.37	0.00	20,316,621.27	0.00	8,451.36

This report was generated using the Unified Reporting System on 10/07/2021 11:02 version.FAR1.2.5 ; Status : APPROVED

Department : Department of Environment and Natural Resources (DENR)  
 Agency/Entity : Mines and Geosciences Bureau

<input checked="" type="checkbox"/>	Current Year Appropriations
-------------------------------------	-----------------------------

Operating Unit : Regional Office - IX  
 Organization Code (UACS) : 10 003 0300009  
 Fund Cluster : 01 Regular Agency Fund


Supplemental Appropriations  
 Continuing Appropriations

(e.g. UACS Fund Cluster: 01-Regular Agency Fund, 02-Foreign Assisted Projects Fund, 03-Special Account-Locally Funded/Domestic Grants Fund, and 04-Special Account-Foreign Assisted/Foreign Grants Fund)

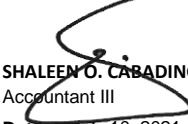
Particulars	UACS CODE	Appropriations			Allotments			Current Year Obligations					Current Year Disbursements					Balances					
		Authorized Appropriations	Adjustments(Transfer To/From, Modifications/Augmentations)	Adjusted Appropriations	Allotments Received	Adjustments(Reductions, Modifications/Augments)	Transfer To	Transfer From	Adjusted Total Allotments	1st Quarter Ending March 31	2nd Quarter Ending June 30	3rd Quarter Ending Sept. 30	4th Quarter Ending Dec. 31	TOTAL	1st Quarter Ending March 31	2nd Quarter Ending June 30	3rd Quarter Ending Sept. 30	4th Quarter Ending Dec. 31	TOTAL	Unreleased Appro	Unobligated Allotments	Unpaid Obligations(15-20)=(23+24)	
																						Due and Demandable	Not Yet Due and Demandable
1	2	3	4	5=(3+4)	6	7	8	9	10=[(6+(-)7)-8+9]	11	12	13	14	15=(11+12+13+14)	16	17	18	19	20=(16+17+18+19)	21	22	23	24
MOOE		17,662,000.00	3,240,614.00	20,902,614.00	17,662,000.00	0.00	0.00	3,240,614.00	20,902,614.00	5,261,112.04	5,423,832.27	0.00	0.00	10,684,944.31	3,861,760.85	5,710,724.82	0.00	0.00	9,572,485.67	0.00	10,217,669.69	0.00	1,112,458.64
CO		0.00	460,000.00	460,000.00	0.00	0.00	0.00	460,000.00	460,000.00	0.00	0.00	0.00	0.00	0.00	0.00	0.00	0.00	0.00	0.00	0.00	460,000.00	0.00	0.00
Recapitulation by OO:																							
I. Agency Specific Budget		37,500,000.00	1,916,900.00	39,416,900.00	37,500,000.00	0.00	0.00	1,916,900.00	39,416,900.00	9,306,563.73	11,018,936.63	0.00	0.00	20,325,500.36	7,667,667.47	11,826,360.20	0.00	0.00	19,494,027.67	0.00	19,091,399.64	0.00	831,472.69
MINERAL RESOURCES ENFORCEMENT AND REGULATORY PROGRAM		15,582,000.00	11,000.00	15,593,000.00	15,582,000.00	0.00	0.00	11,000.00	15,593,000.00	3,458,588.99	4,423,070.84	0.00	0.00	7,881,659.83	3,083,530.55	4,794,173.62	0.00	0.00	7,877,704.17	0.00	7,711,340.17	0.00	3,955.66
MINERAL RESOURCES AND GEOSCIENCES DEVELOPMENT PROGRAM		3,190,000.00	0.00	3,190,000.00	3,190,000.00	0.00	0.00	0.00	3,190,000.00	920,141.92	1,099,759.12	0.00	0.00	2,019,901.04	698,480.84	1,268,141.06	0.00	0.00	1,966,621.90	0.00	1,170,098.96	0.00	53,279.14
GEOLOGICAL RISK REDUCTION AND RESILIENCY PROGRAM		18,728,000.00	1,905,900.00	20,633,900.00	18,728,000.00	0.00	0.00	1,905,900.00	20,633,900.00	4,927,832.82	5,496,106.67	0.00	0.00	10,423,939.49	3,885,656.08	5,764,045.52	0.00	0.00	9,649,701.60	0.00	10,209,960.51	0.00	774,237.89

This report was generated using the Unified Reporting System on 10/07/2021 11:02 version.FAR1.2.5 ; Status : APPROVED

Certified Correct:

  
 AGNES T. CRAVEN  
 Budget Officer II  
 Date: July 10, 2021


Certified Correct:

  
 SHALEEN O. CABADING  
 Accountant III  
 Date: July 10, 2021

Recommending Approval:

  
 ATTY. MICHELLE G. MORFE, CPA  
 OIC, Finance and Administrative Division  
 Date: July 10, 2021

Approved by:

  
 HERNANI G. ABDON  
 OIC, Regional Director  
 Date: July 10, 2021

This report was generated using the Unified Reporting System on 10/07/2021 11:03 version.FAR1.2.5 ; Status : APPROVED